



**2017**

**2017-043**

**2017 08**

**ZHU WEI( )**

( )



**1**

**2**

**PLC**

**3**

**4**

**5**

**2008**

**2011**

**2014**

**GR201433001132**

**2014**

**10 27 2017 10 26**

**2017**

.....	<b>2</b>
.....	<b>7</b>
.....	<b>10</b>
.....	<b>12</b>
.....	<b>23</b>
.....	<b>32</b>
.....	<b>37</b>
.....	<b>38</b>
.....	<b>39</b>
.....	<b>40</b>
.....	<b>104</b>

---

/ /		
		Broadex Technologies Inc.
Kaiam		Kaiam Corporation
PLC		

			300548
			Broadex Technologies Co., Ltd.
			BROADEX
			ZHU WEI( )

	306	306
	0573-82585880	0573-82585880
	0573-82585881	0573-82585881
	stock@broadex-tech.com	stock@broadex-tech.com

1

2016

2

2016

3

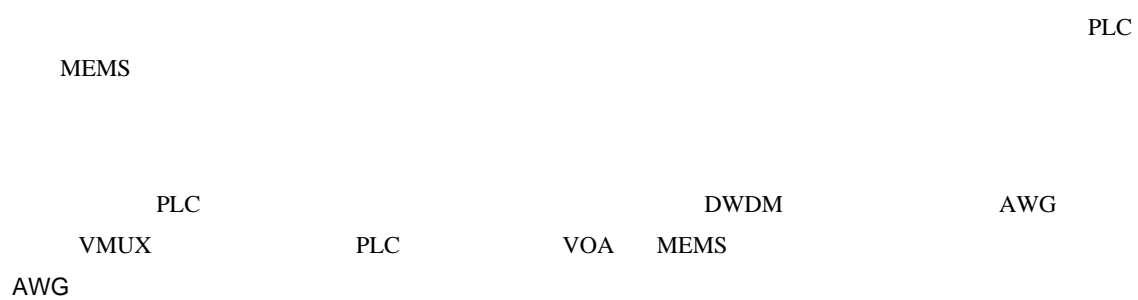
	2011 12 29	1 207	330400400008567	330401751914583	75191458-3
	2017 01 09	306	913300007519145 83X	/	/
	2017 01 17				
	2017-003				

4

	183,391,251.89	150,594,537.53	21.78%
	42,014,813.17	32,001,889.65	31.29%
	35,226,800.59	30,668,990.54	14.86%
	-19,147,961.49	26,590,514.78	-172.01%
/	0.51	0.52	-1.92%
/	0.51	0.52	-1.92%
	7.33%	10.20%	-2.87%
	656,725,383.16	632,075,208.52	3.90%
	580,265,399.63	554,791,076.16	4.59%

1

2

	38.88	100%
	10,139.47	56.61%
	851.35	43.48%
	3,174.26	31.34%
	112.12	78.40%
	99.57	110.91%
	2,934.17	41.24%
	262.05	57.86%

2

KAIAM		5,348						9.22%



	429,429.58	-483,333.74	188.85%	
	7,684,872.51	5,216,388.10	47.32%	
	10,692,725.60	7,906,754.70	35.24%	
	-19,147,961.49	26,590,514.78	-172.01%	
	-64,984,075.46	-2,569,969.58	2,428.59%	
	-16,534,000.00	-12,600,000.00	31.22%	
	-100,786,644.70	11,802,906.73	-953.91%	

10%

	104,613,604.06	68,817,471.13	34.22%	-21.78%	-16.24%	-4.35%
	78,777,647.83	47,909,518.01	39.18%	367.50%	311.89%	8.21%
	81,874,215.23	58,308,604.15	28.78%	-24.70%	-17.34%	-6.34%
	101,517,036.66	58,418,384.99	42.45%	142.49%	151.22%	-2.00%

--	--	--	--	--

	2,275,853.39	4.58%	100%	
		0.00%		
	2,360,401.94	4.75%	4.67%	
	5,930,317.21	11.93%	28.02%	
	218,355.84	0.44%	69.17%	

---

2


3

486,473.78

1

34,457,500.00	0.00	100.00%

2





	( )	(1)	(2)	(3) (2)/(1)						
		9,962.4	9,962.4	821.95	7,215.93	72.43%	2018 09 30	791.84	3,085.41	
MEMS		3,138.6	3,138.6	0	687.05	21.89%	2018 09 30		-35.77	
		4,792.6	4,792.6	733.73	1,315.96	27.46%	2018 09 30			

24

1,808.13 1,808.13 456.8 B0( )TJET1 g2464 50376 r99.5790.525562.53.98 560.22 33.3 19.56 refBT9 0 0 9 215.

	2016 10 28
	2016 10 31
	7,750.83 ( )
	( 2016
	7913 )


3

6

1

--	--	--	--	--	--	--	--	--	--	--	--	--	--

2016 2017  
11 09 02 09



---

--	--	--	--	--	--	--	--	--	--	--	--	--	--

0		0	23.29	0
0		0	33.27	0
0		0	25.87	0
28,500	--	0		0
				0



**3**

**1**

**2**

**2017 1-9**

1

3

4

5

2008

GR201433001132

2011

2014

2014 10 27 2017

10 26





RONGZHI(

)



			12	2016 09 22		=
			25%			

			36	2016 09 22		
				2016 09 22		

	ZHU WEI( ) XIE PING PETER( )			2016 09 22		



2016 10 18 2016 0107 113							
5 A F 0446229							
1 5 A F 0446229							

1

2

3

4

5

1

1

2

3

1 1658 6C 65.71

2

“ ” “ ” “ ”

10%

10%

2


3

1

2

1

	62,000,000	75.00%	0	0	0	0	0	62,000,000	75.00%
1	0	0.00%	0	0	0	0	0	0	0.00%
2	0	0.00%	0	0	0	0	0	0	0.00%
3	39,500,000	47.78%	0	0	0	0	39,500,000	47.78%	
	32,070,000	38.79%	0	0	0	0	32,070,000	38.79%	
	7,430,000	8.99%	0	0	0	0	7,430,000	8.99%	
4	22,500,000	27.22%	0	0	0	0	22,500,000	27.22%	
	2,100,000	2.54%	0	0	0	0	2,100,000	2.54%	
	20,400,000	24.68%	0	0	0	0	20,400,000	24.68%	
	20,670,000	25.00%	0	0	0	0	20,670,000	25.00%	
1	20,670,000	25.00%	0	0	0	0	20,670,000	25.00%	
2	0	0.00%	0	0	0	0	0	0.00%	
3	0	0.00%	0	0	0	0	0	0.00%	
4	0	0.00%	0	0	0	0	0	0.00%	
	82,670,000	100.00%	0	0	0	0	82,670,000	100.00%	





LIMITED								
JIANG RONGZHI		2.18%	1,800,000	0	1,800,000	0		
WANG XIAOHONG		2.18%	1,800,000	0	1,800,000	0		
		1.56%	1,290,000	0	1,290,000	0		1,290,000
10 3								
	1	ZHU WEI( )		2012 9 10				
		36						
		2 ZHU WEI( ) WANG XIAOHONG( )		JIANG RONGZHI( )				
10								
				538,081		538,081		
				272,408		272,408		
				134,000		134,000		
				133,700		133,700		
				129,837		129,837		
				115,000		115,000		
				95,100		95,100		
				87,800		87,800		
				83,000		83,000		
				81,100		81,100		
10		10				10		





2016



1

2017 06 30

	77,727,399.98	179,122,064.04
	28,095,408.23	19,581,897.78
	133,011,556.67	101,268,986.43
	336,540.88	1,557,725.56
	1,893,373.92	897,705.66
	100,495,655.23	71,154,001.65

---

	158,275,198.98	146,140,665.00

	48,556,743.18	41,401,551.41
	31,323.72	35,655.07
	12,608,426.13	14,407,335.50
	3,264,372.82	3,273,794.20
	959,106.84	982,127.82
	70,284,710.40	70,847,171.93
	5,925,429.04	6,436,960.43
	249,844.09	
	6,175,273.13	6,436,960.43
	76,459,983.53	77,284,132.36
	82,670,000.00	82,670,000.00

	224,749,263.76	224,749,263.76
	72,308.84	78,798.54
	33,138,077.63	33,138,077.63
	239,635,749.40	214,154,936.23
	580,265,399.63	554,791,076.16
	580,265,399.63	554,791,076.16
	656,725,383.16	

	53,480,110.00	19,022,610.00
	613,700.00	25,613,700.00
	89,205,464.14	75,536,756.05
	388,848.04	
	6,865,236.65	7,072,800.81
	1,249,476.66	1,576,701.54
	3,792,274.26	4,612,305.57
	1,908,839.52	4,529,338.84
	157,503,949.27	137,964,212.81
	656,706,609.46	631,450,149.36
	4,864,737.71	10,746,707.93
	48,556,743.18	41,392,977.91
	31,323.72	35,455.07
	12,608,426.13	14,407,335.50

		70,284,032.96	70,813,148.81

	183,391,251.89	150,594,537.53
	183,391,251.89	150,594,537.53
	142,851,768.94	117,879,673.16
	116,726,989.14	93,790,769.48
	896,866.32	1,555,839.72
	2,084,098.42	1,751,919.41
	20,353,983.54	18,788,468.73
	429,429.58	-483,333.74
	2,360,401.94	2,476,009.56
“ ”		
“ ”	2,275,853.39	
“ ”		
	1,172,387.97	
“ ”	43,987,724.31	32,714,864.37
	5,930,317.21	4,632,485.38

	42,014,813.17	32,001,889.65
	-6,489.70	13,576.44
	-6,489.70	13,576.44
1.		
2.		
	-6,489.70	13,576.44
1.		
2.		
3.		
4.		
5.	-6,489.70	13,576.44
6.		
	42,008,323.47	32,015,466.09
	42,008,323.47	32,015,466.09
	0.51	0.52
	0.51	0.52

ZHU WEI( )

4

	183,391,251.89	150,594,537.53
	116,726,989.14	93,790,769.48
	896,865.15	1,555,839.72
	2,084,098.42	1,687,841.41

1.		
2.		
3.		
4.		
5.		
6.		
	42,581,263.25	32,055,691.00

5

	149,245,727.93	143,549,573.99

	163,741,707.05	152,188,341.25
	125,166,929.37	70,301,606.25
	39,506,206.64	30,458,323.79
		15,978,068.69
		8,859,827.74
	182,889,668.54	125,597,826.47
	-19,147,961.49	26,590,514.78
	287,338,129.95	
	100.00	
	287,338,229.95	
	19,864,805.41	2,569,969.58
	332,457,500.00	
	352,322,305.41	2,569,969.58
	-64,984,075.46	-2,569,969.58

	16,534,000.00	12,400,000.00
		200,000.00
	16,534,000.00	12,600,000.00
	-16,534,000.00	-12,600,000.00
	-120,607.75	382,361.53
	-100,786,644.70	11,802,906.73
	178,027,570.90	84,580,605.16
	77,240,926.20	96,383,511.89

## 6

	149,245,727.93	143,394,854.59
	5,501,035.28	4,737,535.78
	8,975,777.93	3,860,339.83
	163,722,541.14	151,992,730.20
	125,166,929.37	70,301,606.25
	39,506,206.64	30,374,752.39
	9,469,032.16	15,978,068.69
	8,710,411.76	8,841,341.52
	182,852,579.93	125,495,768.85
	-19,130,038.79	26,496,961.35
	312,906,232.61	

	312,906,232.61	
	19,864,805.41	2,569,969.58
	332,457,500.00	
	352,322,305.41	2,569,969.58
	-39,416,072.80	-2,569,969.58
	16,534,000.00	12,400,000.00
		200,000.00
	16,534,000.00	12,600,000.00
	-16,534,000.00	-12,600,000.00
	-101,897.24	368,785.09
	-75,182,008.83	11,695,776.86
	151,790,461.33	58,914,784.69
	76,608,452.50	70,610,561.55





	0				427.66		00
“ ”							13,576. 44

007.73		,097.83		,193.22
		19,601, 889.65		19,615, 466.09

	,000.0				427.66		44		007.73		,987.48		,659.31
	0												

8

	82,670,0				224,749,2					33,138,07	213,642	554,200,0
	00.00				63.76					7.63	,698.73	40.12



1											
2											
3											
4											
										-12,400,000.00	-12,400,000.00
1											
2										-12,400,000.00	-12,400,000.00
3											
1											
2											
3											
4											
1											
2											
	62,000,000.00				46,022,427.66				26,384,007.73	184,911,760.61	319,318,196.00

2017 8 23

( ) BROADEX TECHNOLOGIES INC.

**1**

**2**

12

α 8 8

2

**6**

33 —

**7**

1

2

(1)

(2)

(3)

(4)

(5)

**8**

**9**

1

2

“ ”

**10**

1

2

2)

14 —

1)

13 —

3

4

5

1	1	6.00%
1	2	15.00%
2	3	30.00%
3		100.00%

**3**


**12**

1

2

3

13

1

2

(1)

“ ” “ ”

“ ”

(2)

A

B

“ ” “ ” “ ” “ ”

B

“ ”

**14****1****2**

		10 30	10	3.00 9.00
		10	10	9.00
		5	10	18.00
		5	10	18.00

**15**

1

2

**16**

1

2

(1)

A

B

3)

(2)

3

(3)

3

17

1

1

2

	( )
	45 4 Z8

Z 8



1)

3)

2)

4)

5)

(2)

(3)

2

(1)

(2)

(3)

**21**

**1**

**2**

**3**

A

B

22 /

1

2

3

4

B

A

23

1

24

1

2017	6	12	16	—	
1	1		2017		

2017		1-6			
				-1,172,387.97	
				1,172,387.97	



	25%
BROADEX TECHNOLOGIES INC.	

**2**

1  
 ( 2014 05 ) 2014 2014 1087 2 2017 1-6 15%

2 2012 11 8 ( DGY-2012-1757)  
 V1.0  
 2011 100 V1.0 3%

**1**

--	--

---

	1,500,000.00	
	1,500,000.00	

**3**

**1**


---

			(%)	
	5,207,054.82	5,207,054.82	100.00%	
	5,207,054.82	5,207,054.82	100.00%	

2

2,095,466.23

3

		(%)	



	86,486.40	25.70%
	36,174.56	10.75%
	32,760.00	9.73%
	30,890.68	9.18%
	25,880.00	7.69%
	212,191.64	63.05%
5	212,191.64	63.05%

5

1

	1,720,995.06	82.73%			1,720,995.06	636,635.98	57.58%			636,635.98
	359,242.93	17.27%	186,864.07	52.02%	172,378.86	469,050.95	42.42%	207,981.27	44.34%	261,069.68
	2,080,237.99	100.00%	186,864.07	8.98%	1,893,373.92	1,105,686.93	100.00%	207,981.27	18.81%	897,705.66

	1,720,995.06			
	1,720,995.06		--	--

1			

1	91,169.96	5,470.20	6.00%
1 2	48,446.00	7,266.90	15.00%
2 3	65,000.00	19,500.00	30.00%
3	154,626.97	154,626.97	100.00%
	359,242.93	186,864.07	52.02%

2

-21,117.20

3

	245,646.97	303,312.02
	113,595.96	165,738.93
	1,720,995.06	636,635.98
	2,080,237.99	1,105,686.93

4

	1,720,995.06	1	82.73%	
	100,000.00	3	4.81%	100,000.00
	57,520.00	1	2.77%	3,451.20
	20,000.00	2-3	0.96%	6,000.00
	20,000.00	3	0.96%	20,000.00
	--		92.23%	129,451.20

6

1

	275,198.98	1,140,665.00
	158,275,198.98	146,140,665.00

8

1

	53,480,110.00		53,480,110.00	19,022,610.00		19,022,610.00
	53,480,110.00		53,480,110.00	19,022,610.00		19,022,610.00
	53,480,110.00		53,480,110.00	19,022,610.00		19,022,610.00

2

Kaiam Corporatio n	19,022,610 .00	34,457,500 .00		53,480,110 .00						2.95%	
	19,022,610 .00	34,457,500 .00		53,480,110 .00						--	

3.		1,665,181.38	414,871.51		2,080,052.89
1		1,665,181.38	414,871.51		2,080,052.89
4.	42,322,091.30	80,751,888.38	2,668,471.92	4,321,968.97	130,064,420.57
1.	8,222,538.85	26,152,670.52	1,465,604.22	1,791,725.65	37,632,539.24
2.	1,321,275.13	3,309,066.38	234,629.24	233,494.02	5,098,464.77
1	1,321,275.13	3,309,066.38	234,629.24	233,494.02	5,098,464.77
3.		1,498,663.23	373,384.35		1,872,047.58
1		1,498,663.23	373,384.35		1,872,047.58
4.	9,543,813.98	27,963,073.67	1,326,849.11	2,025,219.67	40,858,956.43
1.					
2.					
1					
3.					
1					
4.					
1.	32,778,277.32	52,788,814.71	1,341,622.81	2,296,749.30	89,205,464.14
2.	32,747,546.94	39,178,237.16	1,363,301.30	2,249,320.24	75,538,405.64

10

1



1. O M %NÍ

,232.97

,855.02

,217.58

,305.57

14

	1,908,839.52	4,529,338.84
	1,908,839.52	4,529,338.84

BROADEX TECHNOLOGIES INC.

45,439.08

15

	4,864,737.71	10,746,707.93
	4,864,737.71	10,746,707.93

16

1

	45,440,278.74	40,476,271.74
	3,116,464.44	925,279.67
	ÅVhG/j	

18

1

	14,205,068.70	36,224,002.39	38,030,757.21	12,398,313.88
-	202,266.80	1,147,283.35	1,139,437.90	210,112.25

19

	2,942,911.74	3,007,626.83
	121,967.78	110,275.98
	95,217.32	56,441.49
	38,086.93	22,576.60
	9,058.66	43,008.40
	57,130.39	33,864.90
	3,264,372.82	3,273,794.20

20

1

	80,000.00	80,000.00
	879,106.84	902,127.82
	959,106.84	982,127.82

2

1

1


21

	6,436,960.43		511,531.39	5,925,429.04	
	6,436,960.43		511,531.39	5,925,429.04	--

						/
--	--	--	--	--	--	---

---

	1,239,521.19		74,743.95		1,164,777.24	
	2,578,200.00		214,850.00		2,363,350.00	





---

	429,429.58	-483,333.74
--	------------	-------------

	50,000.00		2016 2 16 [2014]27
	3,200,000.00		[2017]20
	74,000.00		[2016]47
2016	2,000.00		( [2017]9
	26,101.00		[2015]151
	511,531.39		21
	5,903,632.39		

---

**2**

	49,699,685.68
	959.11
	-751,147.43
	981,118.76
	-1,010.78
	7,454,952.85
	7,684,872.51

**38****39**

	1,329,220.00	46,600.00
	24,501.36	37,431.08
	8,716,039.70	8,859,827.74

3

		200,000.00
		200,000.00

40

1

1	--	--
	42,014,813.17	32,001,889.65
	2,360,401.94	2,476,009.56
	5,098,464.77	4,549,279.19
	303,888.95	303,506.82
	596,499.54	492,781.65
“ ”	207,919.84	
“ ”	1,328,464.56	-368,785.09
“ ”	-2,275,853.39	
“ ”	820,031.31	-211,613.25
“ ”	249,844.09	
“ ”	-29,341,653.58	2,544,824.07
“ ”	-39,948,321.16	-21,641,463.36
“ ”	-562,461.53	6,444,085.54
	-19,147,961.49	26,590,514.78
2	--	--

(1)

	1,500,000.00
	1,500,000.00

(2)

2017 1-6

77,240,926.20

486,473.78

77,727,399.98



1

1

BROADEX TECHNOLOGIE S INC.	California	California		100.00%		

( )

1.

2.

6 30

84.04%(2016 12 31 82.53%)

2017

( )

1

1-3

3

4,864,737.71

4,864,737.71

4,864,737.71



4

1

/

	[ 1]	89,302.74			83,197.66
	[ 2]	89,102.86			90,232.28

[ 1]

[ 2]

“ ”

2

		657,142.86	828,000.00

3

		1,938,200.00	1,848,400.00

5

1

		82,516.36	32,534.06
		82,516.36	32,534.06

1

2

1

2

1

1

1

1)

2)

3)

,

	81,874,215.23	101,517,036.66	104,613,604.06	78,777,647.83		183,391,251.89
	58,308,604.15	58,418,384.99	68,817,471.13	47,909,518.01		116,726,989.14
	260,982,762.02					

2

1

2016 11 3

5.000  
204b 0 TD 0 Tc [<010a /TT1 1 T1431079c0.67 0 TD -.033 0000(33 0 TD [<1c15033/TT5 1 Tfb990358381a1d66

	461.38		04.71		56.67	,064.91		8.48		6.43
--	--------	--	-------	--	-------	---------	--	------	--	------

1			
1	139,721,711.86	8,383,302.77	6.00%
1 2	707,898.23	106,184.73	15.00%
2 3	1,530,620.12	459,186.04	30.00%
3	4,988,176.35	4,988,176.35	100.00%
	146,948,406.56	13,936,849.89	9.48%

			(%)	
	5,207,054.82	5,207,054.82	100.00%	
	5,207,054.82	5,207,054.82		

2

2,095,466.23

3

--	--	--

-



1	2	48,446.00	7,266.90	15.00%
2	3	65,000.00	19,500.00	30.00%
3		154,626.97	154,626.97	100.00%
		359,242.93	186,864.07	52.02%

2

-21,117.20

3

		245,646.97	303,312.02
		113,595.96	165,738.93
		1,720,995.06	636,635.98
		2,080,237.99	1,105,686.93

4

		1,720,995.06	1	82.73%	
		100,000.00	3	4.81%	100,000.00
		57,520.00	1	2.77%	3,451.20
		20,000.00	2-3	0.96%	6,000.00
		20,000.00	3	0.96%	20,000.00
	--	1,918,515.06	--	92.23%	129,451.20

**3**

	613,700.00		613,700.00	25,613,700.00		25,613,700.00
	613,700.00		613,700.00	25,613,700.00		25,613,700.00

**1**

---

	-207,919.84	
	26,684.82	
	5,903,632.39	
	2,273,935.78	
	-10,436.00	

